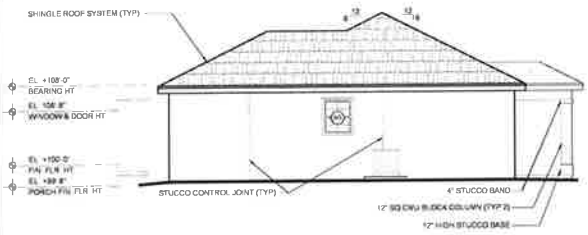

SIDE ELEVATION

SCALE 1/4" = 1'-0" (PRINTED @ 24X36)
SCALE NTS (PRINTED @ 24X36)

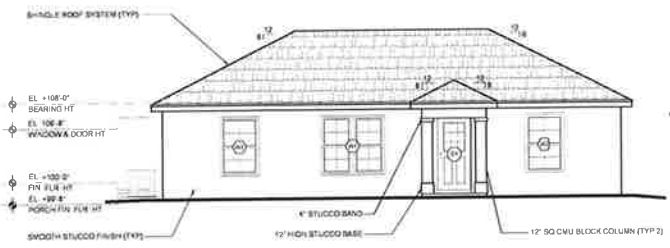

FRONT ELEVATION

SCALE 1/4" = 1'-0" (PRINTED @ 24X36)
SCALE NTS (PRINTED @ 24X36)

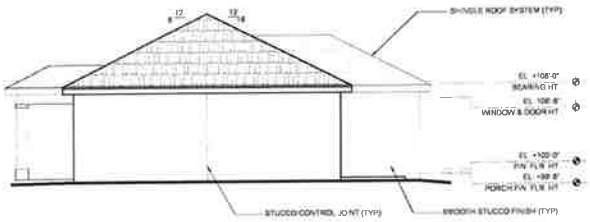

SIDE ELEVATION

SCALE 1/4" = 1'-0" (PRINTED @ 24X36)
SCALE NTS (PRINTED @ 24X36)

REAR ELEVATION

SCALE 1/4" = 1'-0" (PRINTED @ 24X36)
SCALE NTS (PRINTED @ 24X36)

COPYRIGHTED 2024
All reports, drawings, specifications, computer files, field data, notes and other documents and instruments prepared by Rispoli & Associates Architecture, Inc. as instruments of service shall remain the property of Rispoli & Associates Architecture, Inc. The reproduction, alteration or reuse of such documents or instruments on any other project is prohibited without the express written consent of Rispoli & Associates Architecture, Inc.

REVISIONS

STATE OF FLORIDA
JOSEPH A. RISPOLI
AR96439
REGISTERED ARCHITECT

Digitally signed by Joseph A Rispoli
DN: c=US, o=RISPOLI AND ASSOCIATES ARCHITECTURE, INC, serialNumber=A01410C00000018928C91800087331, cn=Joseph A Rispoli
Date: 2025.04.09 08:22:31 -04'00'

DIGITAL SIGNATURE
JOSEPH A. RISPOLI, AIA
ARCHITECT FL LICENSE AR96439

RISPOLI & ASSOCIATES
ARCHITECTURE, INC.
114 SOUTH MAGNOLIA AVENUE, OCALA, FLORIDA 34471
(352) 620-0908 WWW.RISPOLIARCHITECT.COM
JOE@RISPOLIARCHITECT.COM

A NEW RESIDENCE FOR:
CITY OF OCALA - CYNTHIA RAINES THOMAS
PARCEL 22126-001-00
OCALA, FLORIDA

CONSTRUCTION DOCUMENTS

DRAWN	PROJECT NO.
RAA	2437
CHECKED	DATE
RAA	04.07.25

A301

SHEET NO.

ATTIC & ROOF VENTILATION CALCULATION (OFF RIDGE VENTS)

REQUIRED

[illegible]

PROVIDED

INTAKE**

[illegible] SQ IN SOFFITS / 0.2 SQ IN NFA PER LIN FT = [illegible] MINIMUM LIN FT REQUIRED
[illegible] LIN FT SOFFITS PROVIDED

EXHAUST**

[illegible] SQ IN RIDGE / [illegible] SQ IN EACH = [illegible] OFF RIDGE VENTS REQUIRED
[illegible] OFF RIDGE VENTS PROVIDED

**EXCEPTION: THE MINIMUM NET FREE VENTILATION AREA SHALL BE 1/300 OF THE VENTED SPACE PROVIDED THAT NOT LESS THAN 40 PERCENT AND NOT MORE THAN 50 PERCENT OF THE REQUIRED VENTILATION AREA IS PROVIDED BY VENTILATORS LOCATED IN THE UPPER PORTION OF THE ATTIC OR RAFTER SPACE. UPPER VENTILATORS SHALL BE LOCATED NOT MORE THAN 3 FEET (914 MM) BELOW THE RIDGE OR HIGHEST POINT OF THE SPACE, MEASURED VERTICALLY. THE BALANCE OF THE REQUIRED VENTILATION PROVIDED SHALL BE LOCATED IN THE BOTTOM ONE-THIRD OF THE ATTIC SPACE. WHERE THE LOCATION OF WALL OR ROOF FRAMING MEMBERS CONFLICTS WITH THE INSTALLATION OF UPPER VENTILATORS, INSTALLATION WITHIN NOT MORE THAN 1 FEET (305 MM) BELOW THE RIDGE OR HIGHEST POINT OF THE SPACE SHALL BE PERMITTED. (SEC R806.2)

*MAY NOT BE FULLY VENTED (MINIMUM 50% OF PANEL BY RIDGE BUILDING PRODUCTS OR APPROVED EQUAL

*PLANNED OFF RIDGE ROOF VENTS

(1 / 150 = 1.50 FT OF VENTILATION FOR EVERY 150 SQ FT OF ATTIC FLOOR SPACE)
(1 / 300 = 1.50 FT OF VENTILATION FOR EVERY 300 SQ FT OF ATTIC FLOOR SPACE)

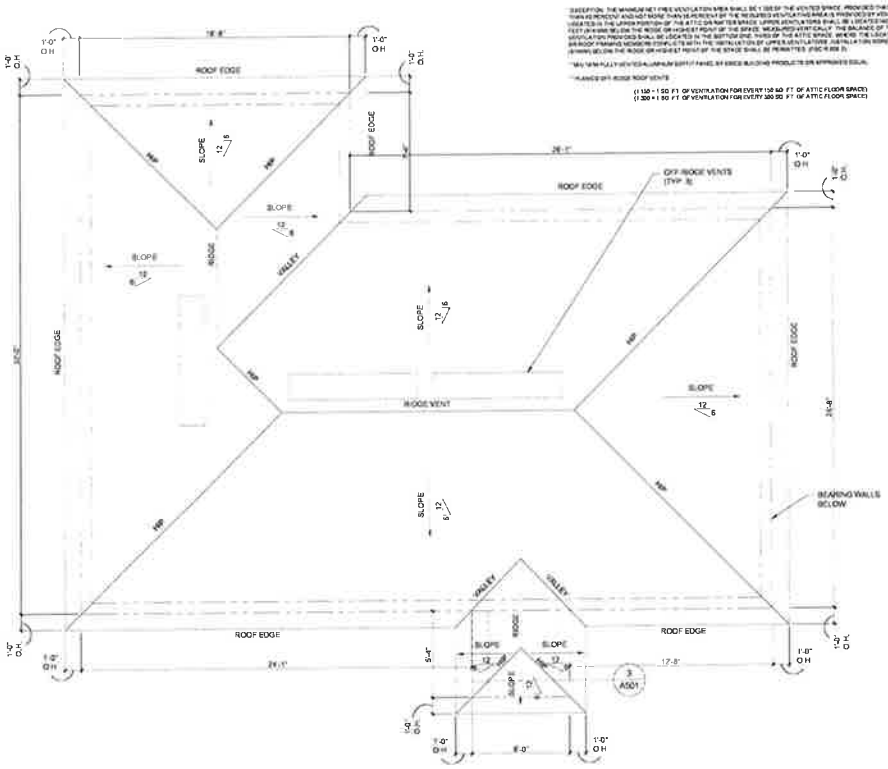

ROOF PLAN

SCALE 3/8" = 1'-0" (PRINTED @ 24X36)
SCALE NTS = (PRINTED @ 11X17)

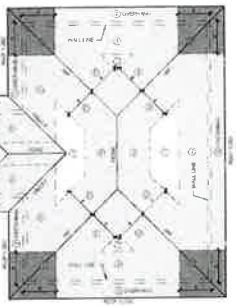

NAILING SCHEDULE				LEGEND	
[illegible]	[illegible]	[illegible]	[illegible]	[illegible]	[illegible]

HIP ROOF NAILING SCHEDULE

TRUSS NOTES

[illegible]

ROOF TRUSS LOADING

[illegible]

VALLEY FLASHING DETAIL

COPYRIGHT © 2020-2025 RISPOLI & ASSOCIATES ARCHITECTURE, INC. ALL RIGHTS RESERVED. THIS DOCUMENT, AS AN INSTRUMENT OF PROFESSIONAL SERVICE, IS THE PROPERTY OF RISPOLI & ASSOCIATES ARCHITECTURE, INC. AND SHALL NOT BE REPRODUCED IN WHOLE OR IN PART WITHOUT THE WRITTEN CONSENT OF RISPOLI & ASSOCIATES ARCHITECTURE, INC.

REVISIONS

STATE OF FLORIDA — JOSEPH A. RISPOLI — LICENSED ARCHITECT

Digitally signed by Joseph A Rispoli
DN: c=US, o=RISPOLI AND ASSOCIATES ARCHITECTURE, inQualifier=A01410D000001A0200CN1A0200131, cn=Joseph A Rispoli
Date: 2025.04.09 12:06:16 -04'00'

DIGITAL SIGNATURE
JOSEPH A. RISPOLI, AIA
ARCHITECT, FL LICENSE #[illegible]

RISPOLI & ASSOCIATES
ARCHITECTURE, INC.
114 SOUTH MAGNOLIA AVENUE, OCALA, FLORIDA 34472
(352) 622-0080 WWW.RISPOLIARCHITECT.COM
JOE@RISPOLIARCHITECT.COM

A NEW RESIDENCE FOR:
CITY OF OCALA - CYNTHIA RAINES THOMAS
PARCEL 22126-001-00
OCALA, FLORIDA

CONSTRUCTION DOCUMENTS

DRAWN	PROJECT NO.
RAA	2437
CHECKED	DATE
RAA	04.07.25

A401
SHEET NO.

FRAME TO CMU WALL DETAIL
SCALE: 1/2" = 1'-0"

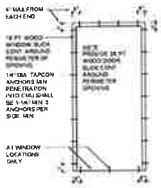

DOOR WINDOW BUCK DETAIL
SCALE: 1/2" = 1'-0"

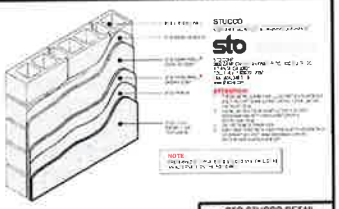

STO STUCCO DETAIL
NTS

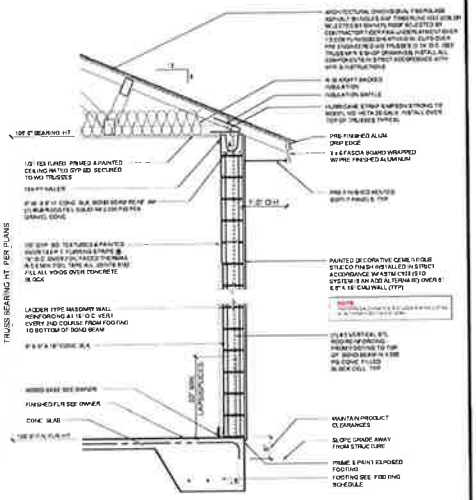

TYPICAL WALL SECTION
SCALE: 3/4" = 1'-0"

NOT USED

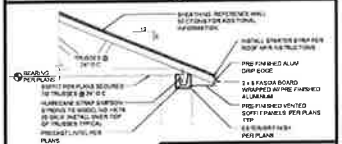

COVERED PORCH DETAIL
SCALE: 1/2" = 1'-0"

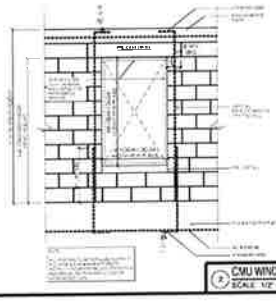

CMU WINDOW DETAIL
SCALE: 1/2" = 1'-0"

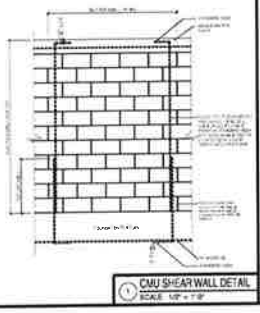

CMU SHEAR WALL DETAIL
SCALE: 1/2" = 1'-0"

COPYRIGHT © 2024

REVISIONS

STATE OF FLORIDA
JOSEPH A. RISPOLI
AR93450
REGISTERED ARCHITECT

Digitally signed by Joseph A. Rispoli
DN: c=US, o=RISPOLI AND ASSOCIATES ARCHITECTURE, INC, cn=Joseph A Rispoli
Date: 2025.04.08 12:06:50 -04'00'

DIGITAL SIGNATURE
JOSEPH A. RISPOLI, AIA
ARCHITECT, FL LICENSE AR93450

RISPOLI & ASSOCIATES
ARCHITECTURE, INC.
114 SOUTH MAGNOLIA AVENUE, OCALA, FLORIDA 34471
(352) 629-0000 WWW.RISPOLIARCHITECT.COM
JOE@RISPOLIARCHITECT.COM

A NEW RESIDENCE FOR:
CITY OF OCALA - CYNTHIA RAINES THOMAS
PARCEL 22126-001-00
OCALA, FLORIDA

CONSTRUCTION DOCUMENTS

DRAWN	PROJECT NO
RAA	2437
CHECKED	DATE
RAA	04.07.25

A501
SHEET NO.

ROOM FINISH SCHEDULE

AREA #	FLOOR LOCATION	WALLS WALL BASE	N	E	S	W	CEILING MATL	HGT	REMARKS

FINISHES SELECTED BY OWNER

DOOR NOTES

1. VERIFY ALL HARDWARE W/ OWNER (GRADE 2 MIN)
2. VERIFY ALL DOOR TYPES W/ OWNER
3. VERIFY ALL DOOR FRAME MATERIALS W/ OWNER
4. SEE WINDOW/DOOR SHOP DETAIL A501

MATERIAL ABBREVIATIONS:

WD = MASONITE 4 PANEL HOLLOW CORE HM - HOLLOW METAL (GALVANIZED)

DOOR FINISHES

WD - 4 PANEL PRIMED AND PAINTED
GL - GLAZING FINISH - (SEE GLAZING LEGEND)
HM - GALV HOLLOW METAL (PRIMED & PAINTED OWNER SELECTED)

PK - POCKET DOOR
PR - PAIR OF DOORS
C - CUSTOM DOOR SEE OWNER
SD - SLIDING DOOR
SC - SOLID CORE DOOR

WINDOW NOTES

1. BASIS OF DESIGN SHALL BE MI WINDOWS AND PATIO DOORS - OR ARCHITECT APPROVED EQUAL. VERIFY WITH OWNER FOR FINAL SELECTION PRIOR TO CONSTRUCTION. GC TO PROVIDE FL PRODUCT APPROVAL FOR REVIEW AND APPROVAL
2. ALL FRAMES TO BE WHITE AND GLAZING SHALL BE GRAY TINTED LOWE, INSULATED
3. GC SHALL SUBMIT SHOP DRAWINGS OF ALL GLAZING AND WINDOW SYSTEMS FOR ARCHITECT & OWNER REVIEW AND APPROVAL PRIOR TO MANUFACTURING OR ORDERING
4. ALL ROUGH OPENING SIZES SHALL BE FIELD VERIFIED PRIOR TO MANUFACTURING AND ORDERING
5. ALL WINDOWS SHALL BE HANDLED, STORED, INSTALLED AND FINISHED PER THE MANUFACTURER'S SPECIFICATIONS
6. ALL EMERGENCY EGRESS WINDOWS MUST MEET THE FOLLOWING BASIC CRITERIA PER FBCR SECTION 310 (SEE FBC-R SECTION 310 FOR MORE INFORMATION)
   - 6.1 MIN. CLEAR OPENING AREA = 5.7 SQ. FT. (5.0 SQ. FT. OPENINGS AT OR BELOW GRADE)
   - 6.2 MIN. CLEAR OPENING HEIGHT OF 24"
   - 6.3 MIN. CLEAR OPENING WIDTH OF 20"
   - 6.4 MAX. SILL HEIGHT OF 44" A.F.F.
7. ALL BATHROOM WINDOWS / GLASS SHALL BE TEMPERED GLASS

DOOR SCHEDULE

MARK	LOCATION	SIZE (W x H)	DOOR MATL	REMARKS
01	FOYER (ENTRY)	3'-0" x 6'-8"	HM	EXTERIOR
02	BEDROOM 3	2'-8" x 6'-8"	WD	INTERIOR
03	BEDROOM 3 CLOSET	(PR) 2'-0" x 6'-8"	WD	INTERIOR B-FOLD
04	BATH 2 TO HVAC	3'-0" x 6'-8"	WD	INTERIOR
05	BATH 2	2'-8" x 6'-8"	WD	INTERIOR
06	BEDROOM 2	2'-8" x 6'-8"	WD	INTERIOR
07	BEDROOM 2 TO BATH	2'-8" x 6'-8"	WD	INTERIOR B-FOLD
08	BEDROOM 2 CLOSET	(PR) 2'-0" x 6'-8"	WD	INTERIOR B-FOLD
09	OUTDOOR	3'-0" x 6'-8"	HMDL	EXTERIOR
10	LAUNDRY	2'-8" x 6'-8"	WD	INTERIOR
11	PRIMARY BEDROOM	3'-0" x 6'-8"	WD	INTERIOR
12	PRIMARY BEDROOM CLOSET	2'-8" x 6'-8"	WD	INTERIOR
13	PRIMARY BATH	2'-0" x 6'-8"	WD	INTERIOR

WINDOW SCHEDULE

WINDOW	MODEL #	MANUFACTURER	WINDOW DESCRIPTION	WINDOW ROUGH OPENING	REMARKS
01	(PR) 8W8H	MI WINDOWS	8X8W SINGLE HUNG	(PR) 8'-0" X 8'-0"	
02	8W8H	MI WINDOWS	8X8W SINGLE HUNG	8'-8" X 8'-8"	EGRESS WINDOW
03	5W10H	MI WINDOWS	5X10W SINGLE HUNG	5'-0" X 2'-10"	
04	5W10H	MI WINDOWS	5X10W SINGLE HUNG	5'-0" X 2'-10"	OBSCURED

TYPE DESIGNATION

8F16-1B/1T



FOR A 5'-08" OVERALL LENGTH U LINTEL TYPE 8F16-1B/1T:
SAFE SUPERIMPOSED GRAVITY LOAD = 4360 PLF
SAFE SUPERIMPOSED UPLIFT LOAD = 2080 PLF
SAFE SUPERIMPOSED LATERAL LOAD = 339 PLF

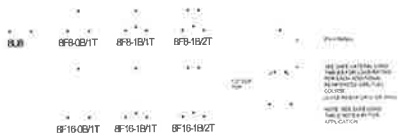

NOTE:
THE LOADS SHOWN ARE PER CAST CRETE CALCULATIONS ONLY IF OTHER LINTEL COMPANIES ARE USED LOADING AND LINTEL INFORMATION MUST BE VERIFIED. POWER BOX LINTELS ARE NOT ACCEPTABLE WITHOUT PRIOR WRITTEN APPROVAL BY THE ARCHITECT. ALL LINTELS BELOW 6' SPAN TO BE 8F8-0B/1T, ABOVE 6' SPAN TO BE 8F16-1B/1T UNLESS OTHERWISE NOTED

COPYRIGHT © 2023
RISPOLI & ASSOCIATES ARCHITECTURE, INC. THESE DRAWINGS AND SPECIFICATIONS ARE THE PROPERTY AND COPYRIGHTED WORK OF RISPOLI & ASSOCIATES ARCHITECTURE, INC. AND MAY NOT BE USED WITHOUT WRITTEN PERMISSION.

REVISIONS

STATE OF FLORIDA
JOSEPH A. RISPOLI
AR 15439
REGISTERED ARCHITECT

Digitally signed by Joseph A. Rispoli
DN: c=US, o=RISPOLI AND ASSOCIATES ARCHITECTURE, INc.Qualifier=A01410C00000150B5E918000087331, cn=Joseph A Rispoli
Date: 2025.04.09 08:05:02 -04'00'
DIGITAL SIGNATURE
JOSEPH A. RISPOLI, AIA
ARCHITECT, FL LICENSE AR15439

RISPOLI & ASSOCIATES
ARCHITECTURE, INC.
114 SOUTH MAGNOLIA AVENUE, OCALA, FLORIDA 34471
(352) 620-0909 WWW.RISPOLIARCHITECT.COM
JOE@RISPOLIARCHITECT.COM

A NEW RESIDENCE FOR:
CITY OF OCALA - CYNTHIA RAINES THOMAS
PARCEL 22126-001-00
OCALA, FLORIDA

CONSTRUCTION DOCUMENTS

DRAWN	PROJECT NO.
RAA	2437
CHECKED	DATE
RAA	04.07.25

A601
SHEET NO.

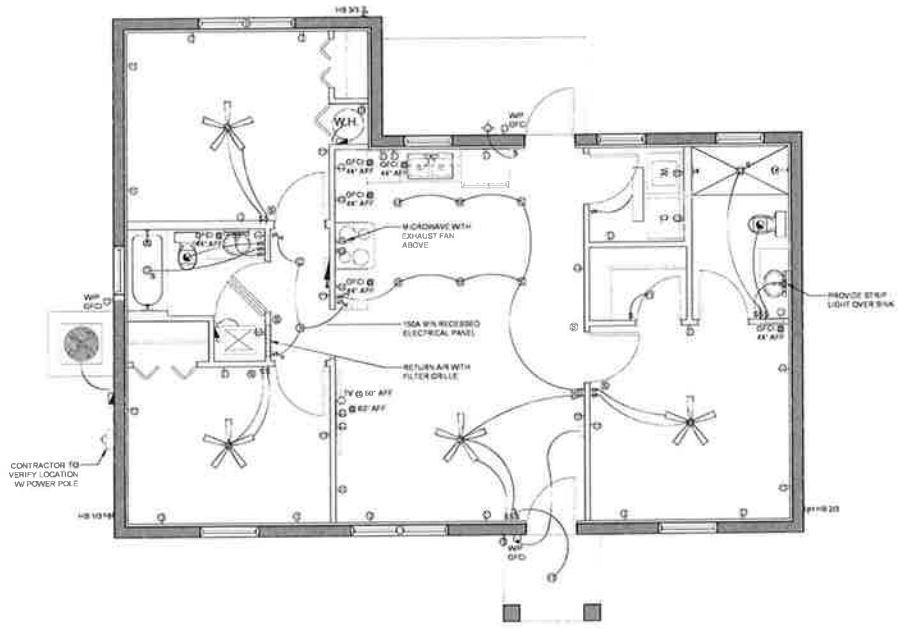

ELECTRICAL & LIGHTING PLAN

SCALE 3/8" = 1'-0" (PRINTED @ 24X36)
SCALE NTS (PRINTED @ 11X17)

LIGHTINGSYMBOL LEGEND

POWER SYMBOL LEGEND

NOTE
PROVIDE ARC FAULT CIRCUIT INTERRUPTERS THROUGHOUT RESIDENCE AS REQUIRED BY CURRENT NEC CODE.

NOTE
VERIFY METER & ELECTRICAL PANEL LOCATIONS W/ OWNER/UTILITY COMPANY

COPYRIGHT © 2024

REVISIONS

STATE OF FLORIDA
JOSEPH A. RISPOLI
AR95419
REGISTERED ARCHITECT

Digitally signed by Joseph A Rispoli
DN: c=US, o=RISPOLI AND ASSOCIATES ARCHITECTURE, INC., ou=For AR95419 ID:P01000007-E5090CV:B00087331, cn=Joseph A Rispoli
Date: 2025.04.09 12:07:22 -04'00'

DIGITAL SIGNATURE
JOSEPH A. RISPOLI, AIA
ARCHITECT FL LICENSE #95419

RISPOLI & ASSOCIATES
ARCHITECTURE, INC.
154 SOUTH MAGNOLIA AVENUE, OCALA, FLORIDA 34471
(352) 629-0004 WWW.RISPOLIARCHITECT.COM
JOE@RISPOLIARCHITECT.COM

A NEW RESIDENCE FOR:
CITY OF OCALA - CYNTHIA RAINES THOMAS
PARCEL 22126-001-00
OCALA, FLORIDA

CONSTRUCTION DOCUMENTS

DRAWN	PROJECT NO
RAA	2437
CHECKED	DATE
RAA	04.07.25

E101
SHEET NO.

SINGLE STORY FAMILY HOME FOR:

CYNTHIA RAINES THOMAS RESIDENCE

PARCEL NUMBER 22126-001-00,
OCALA, FLORIDA

CODE REFERENCE

APPLICABLE CODES
FLORIDA BUILDING CODE 2023 8th EDITION
(BUILDING, PLUMBING, FUEL & GAS, MECHANICAL & ACCESSIBILITY VOLUMES)
NEC 2020 NATIONAL ELECTRICAL CODE
FFPC 2023 8th EDITION
ASCE 7-22 EDITION

OCCUPANCY (FBC CHAPTER 3)
RESIDENTIAL - GROUP R3

TYPE OF CONSTRUCTION (FBC CHAPTER 6) TYPE VB (UNPROTECTED & UNSPRINKLERED)

GENERAL BUILDING LIMITATIONS (FBC TABLE 504.3*, 504.4*, & 506.2*)

GROUP R3	TYPE VB - UNPROTECTED & UNSPRINKLED	
	ALLOWABLE	PROVIDED
MAX HEIGHT	50' 0"	UNDER 30' 0"
MAX STORIES	3	1
MAX AREA	UNLIMITED	5,331 SF (TOTAL AC) 2,834 SF TOTAL NON AC 1,307 SF TOTAL

FIRE RESISTANCE RATING REQUIREMENTS FOR BUILDING ELEMENTS - TABLE 601

	TYPE VB
PRIMARY STRUCTURE	0
STRUCTURAL FRAME INCLUDING COLUMNS, GIRDERS, TRUSSES	0
BEARING WALLS - EXTERIOR	0
BEARING WALLS - INTERIOR	0
NON BEARING WALLS AND PARTITIONS EXTERIOR	0
NON BEARING WALLS AND PARTITIONS INTERIOR	0
FLOOR CONSTRUCTION INCLUDING SUPPORTING BEAMS AND JOISTS	0
ROOF CONSTRUCTION INCLUDING SUPPORTING BEAMS AND JOISTS	0

BUILDING DATA

A NEW RESIDENCE FOR CHEATARA TAYLOR CONSTRUCTION SHALL CONSIST OF CMU BLOCK WALLS, PRE ENGINEERED WOOD ROOF TRUSSES, WOOD STUDS, COMPLETE MECHANICAL, ELECTRICAL & PLUMBING SHALL BE INSTALLED IN THIS NEW RESIDENCE. BUILDING LOCATION IS 725 SW 3RD ST, OCALA, FLORIDA

PERMIT DOCUMENTS BY OTHERS
1) FINAL ELECTRICAL ENGINEERING DOCUMENTS ARE TO BE PREPARED BY A FLORIDA LICENSED MASTER ELECTRICIAN SUBCONTRACTOR AND SUBMITTED With THESE DOCUMENTS FOR PERMITTING. ELECTRICAL SUBCONTRACTOR SHALL CONFIRM LOADS OF EQUIPMENT, FIXTURES, RECEPTACLES, AND APPLIANCES WITH BOTH GENERAL CONTRACTOR AND MECHANICAL SUB CONTRACTOR PRIOR TO CONSTRUCTION

2) THE MECHANICAL CONTRACTOR IS RESPONSIBLE FOR FINAL ENGINEERING DESIGN OF THE MECHANICAL SYSTEMS, GAS PIPING (IF APPLICABLE), ALL MANUALS J, D, & N AS REQUIRED, AND FLORIDA ENERGY CODE COMPLIANCE FORMS. FINAL MECHANICAL ENGINEERING DOCUMENTS AND ENERGY CODE CALCULATIONS ARE TO BE SUBMITTED FOR PERMITTING WITH THESE DOCUMENTS. MECHANICAL CONTRACTOR MUST ALSO TEST AND BALANCE HVAC SYSTEM FOR PROPER OPERATION PRIOR TO OWNER ACCEPTANCE

3) COMPONENT AND CLADDING - GENERAL CONTRACTOR SHALL PROVIDE ALL REQUIRED FLORIDA PRODUCT APPROVAL NUMBERS FOR ALL RELATED - MANUFACTURERS OF DOORS, WINDOWS, AND OTHER (PRODUCT RELATED) CLADDING COMPONENTS. PROVIDE STANDARD SIGN AND SEALED ENGINEERING CERTIFICATION FOR PRODUCT INSTALLATIONS TO MEET IMPOSED AND WIND LOADS NOTED ON THE COVER SHEET

4) GENERAL CONTRACTOR SHALL SUBMIT 2 COPIES MINIMUM OF THE FINAL TRUSS ENGINEERING DOCUMENTS WITH CALCULATIONS AND TRUSS FRAMING PLANS TO THE PERMITTING AUTHORITY. PROVIDE THE ARCHITECT WITH 2 COPIES OF DOCUMENTS FOR THE REVIEW PRIOR TO FABRICATION

5) PLUMBING FIXTURES, FAUCETS, LIGHTING FIXTURES, SHALL BE SELECTED BY OWNER WITHIN CONTRACT ALLOWANCE

STRUCTURAL DESIGN DATA:

WIND DESIGN DATA
BASIC WINDSPEED 140 MPH (FBC SECTION 1609)
WIND IMPORTANCE FACTOR II (RISK CATEGORY FBC TABLE 1604.5)
WIND EXPOSURE B (FBC 1604.5)
APPLICABLE INTERNAL PRESSURE COEFFICIENT 1.00 FOR ENCLOSED STRUCTURES WITH MEAN ROOF HEIGHT OF 30

COMPONENT & CLADDING DESIGN PRESSURE LOADS SUPPLIERS / MANUFACTURERS OF ALL CLADDING AND COMPONENTS (INCLUDING BUT NOT LIMITED TO SIDING, ROOFING, DOORS, WINDOWS, AWNINGS, ETC.) WILL SUBMIT REPORTS & DATA SIGNED AND SEALED BY A LICENSED STRUCTURAL ENGINEER IN THE STATE OF FLORIDA DOCUMENTING COMPLIANCE WITH THIS PROVISION OF THE FLORIDA BUILDING CODE 2023 8th EDITION

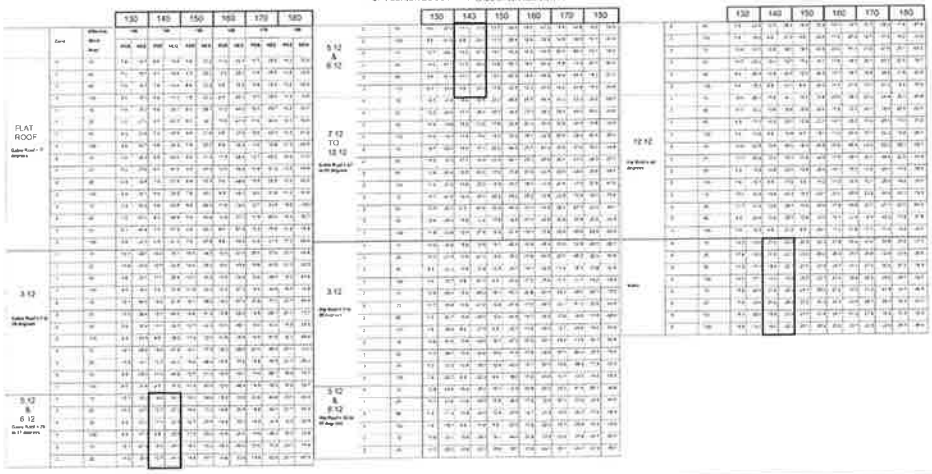

INDEX OF DRAWINGS

GENERAL CONDITIONS
A000 COVER, PROJECT INFORMATION

SITE PLAN
A100 ARCHITECTURAL SITE PLAN

FOUNDATION PLANS
A101 FOUNDATION PLAN

ARCHITECTURAL PLANS
A201 PROPOSED FLOOR PLAN

EXTERIOR ELEVATIONS
A301 EXTERIOR ELEVATIONS

ROOF PLAN
A401 ROOF PLAN

WALL SECTIONS
A501 STANDARD DETAILS

SCHEDULES
A601 WINDOW, DOOR SCHEDULES

ELECTRICAL PLANS
E101 LIGHTING & POWER PLAN

COPYRIGHTED 2024

REVISIONS

STATE OF FLORIDA
JOSEPH A. RISPOLI
AR95418
REGISTERED ARCHITECT

Digitally signed by Joseph A. Rispoli
DN: c=US, o=RISPOLI AND ASSOCIATES ARCHITECTURE, LLC, cn=Joseph A. Rispoli
Date: 2025.04.09 07:59:37 -04'00'
DIGITAL SIGNATURE
JOSEPH A. RISPOLI, AIA
ARCHITECT, FL LICENSE AR95418

RISPOLI & ASSOCIATES
ARCHITECTURE, INC.
114 SOUTH MAGNOLIA AVENUE, OCALA, FLORIDA 34471
(352) 622-2278 WWW.RISPOLIARCHITECT.COM
JOE@RISPOLIARCHITECT.COM

A NEW RESIDENCE FOR:
CITY OF OCALA - CYNTHIA RAINES THOMAS
PARCEL 22126-001-00
OCALA, FLORIDA
CONSTRUCTION DOCUMENTS

DRAWN	PROJECT NO.
RAA	2437
CHECKED	DATE
RAA	04.07.25

A000
SHEET NO.

ARCHITECTURAL SITE PLAN

SCALE 1/8" = 1'-0" (PRINTED @ 24X36)

SCALE NTS (PRINTED @ 11X17)

NORTH

COPYRIGHT © 2024
All design, drawings, specifications, and other documents prepared by the Architect are the property of the Architect and shall not be used for any purpose other than the specified project without the written consent of the Architect.

REVISIONS

STATE OF FLORIDA
JOSEPH A. RISPOLI
AR0014125
REGISTERED ARCHITECT

Digitally signed by Joseph A Rispoli
DN: c=US, o=RISPOLI AND ASSOCIATES ARCHITECTURE, INC, ou=Qualifier=A01410C00000189080C91880000733I, cn=Joseph A Rispoli
Date: 2025.04.09 08:50:16 -04'00'

DIGITAL SIGNATURE
JOSEPH A. RISPOLI, AIA
ARCHITECT, FL LICENSE AR0014125

RISPOLI & ASSOCIATES
ARCHITECTURE, INC.
114 SOUTH MAGNOLIA AVENUE; OCALA, FLORIDA 34471
(352) 620-0906 WWW.RISPOLIARCHITECT.COM
AC26001FLORIDA-ARCHITECT.COM

A NEW RESIDENCE FOR:

CITY OF OCALA - CHEATARA TAYLOR

725 SOUTHWEST 3RD STREET
OCALA, FLORIDA 34471-1559

CONSTRUCTION DOCUMENTS

DRAWN	PROJECT NO.
RAA	2435
CHECKED	DATE
RAA	04.07.25

A200

SHEET NO.

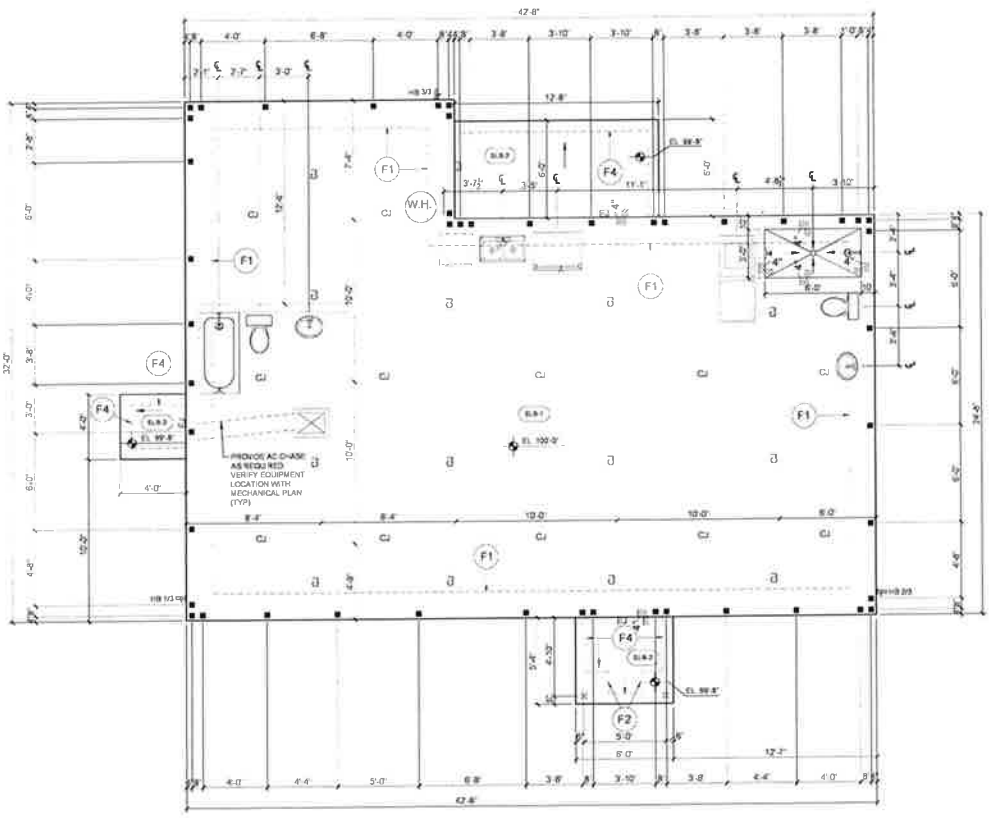

FOUNDATION PLAN
SCALE 3/8" = 1'-0" (PRINTED @ 24X36)
SCALE NTS (PRINTED @ 11X17)

FOOTING SCHEDULE

GENERAL NOTES

MINIMUM REQUIRED LAP SLICES FOR REINFORCING RODS

(GRADE 60 STEEL)

FOUNDATION PLAN LEGEND

COPYRIGHT © 2024

REVISIONS

STATE OF FLORIDA
JOSEPH A. RISPOLI
AR95425
REGISTERED ARCHITECT

Digitally signed by Joseph A Rispoli
DN: c=US, o=RISPOLI AND ASSOCIATES ARCHITECTURE, INC, ou=Lic#: AR14102020001A5C6C9168000087331, cn=Joseph A Rispoli
Date: 2025.04.09 08:00:56 -04'00'

DIGITAL SIGNATURE
JOSEPH A. RISPOLI, AIA
ARCHITECT, FL LICENSE #AR95425

RISPOLI & ASSOCIATES
ARCHITECTURE, INC.
114 SOUTH MAGNOLIA AVENUE, OCALA, FLORIDA 34471
(352) 620-0095 WWW.RISPOLIARCHITECT.COM
JOE@RISPOLIARCHITECT.COM

A NEW RESIDENCE FOR:
CITY OF OCALA - CYNTHIA RAINES THOMAS
PARCEL 22126-001-00
OCALA, FLORIDA

CONSTRUCTION DOCUMENTS

DRAWN	PROJECT NO
RAA	2437
CHECKED	DATE
RAA	04.07.25

A101
SHEET NO

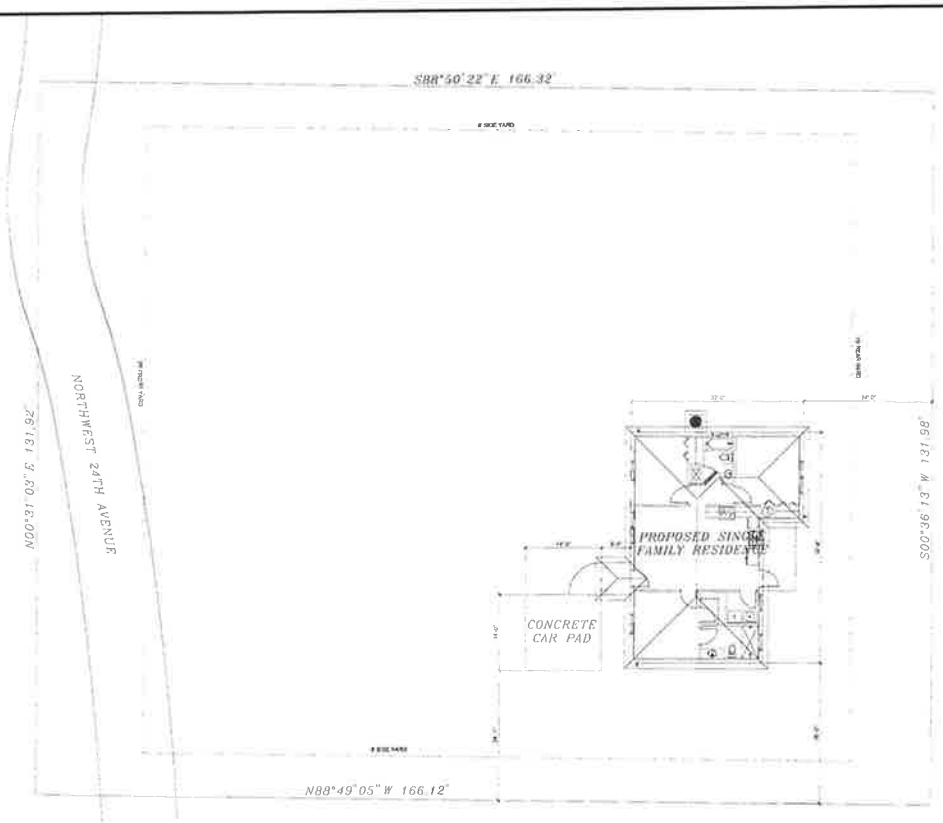

ARCHITECTURAL SITE PLAN

SCALE: 1/8" = 1'-0" (PRINTED @ 24X36)

SCALE: NTS (PRINTED @ 11X17)

NORTH

COPYRIGHT © 2014
All Rights Reserved. This Plan is protected by copyright and may not be used in any way without the express written consent of Rispoli & Associates, Inc.

REVISIONS

STATE OF FLORIDA
JOSEPH A. RISPOLI
AR0014135
REGISTERED ARCHITECT

Digitally signed by Joseph A Rispoli
DN: c=US, o=RISPOLI AND ASSOCIATES AAC=115CTU/BL, dn=Qual Fed=A01410C00000181089C91B800087331, cn=Joseph A Rispoli
Date: 2025.06.25 08:51:52 -04'00'
DIGITAL SIGNATURE
JOSEPH A. RISPOLI, A.R. ARCHITECT, FL LIC/TSL: AR0014135

RISPOLI & ASSOCIATES
ARCHITECTURE, INC.
514 SOUTH MAGNOLIA AVE NUE, OCALA, FLORIDA 34473
(352) 620-0905 WWW.RISPOLIARCHITECT.COM
JOE@RISPOLIARCHITECT.COM

A NEW RESIDENCE FOR:

CITY OF OCALA - CYNTHIA RAINES THOMAS

PARCEL 22126-001-00

OCALA, FLORIDA

CONSTRUCTION DOCUMENTS

DRAWN	PROJECT NO.
RAA	2437
CHECKED	DATE
RAA	04.07.25

A200

SHEET NO.

SQ. FT. DATA	WALL TYPE LEGEND	SYMBOL LEGEND	GENERAL NOTES
LIVING(UNE) AREA 1,775 SQ.FT.			
EXTERIOR COVERED AREAS (NON-AC) 32 SQ.FT.			
GRAND TOTAL 1,807 SQ.FT.			

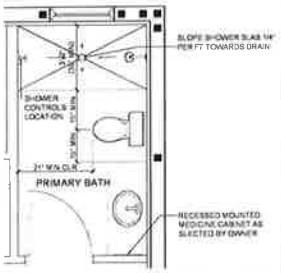

ENLARGED PRIMARY BATH PLAN

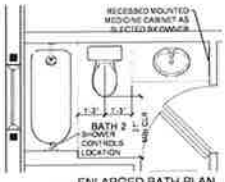

ENLARGED BATH PLAN

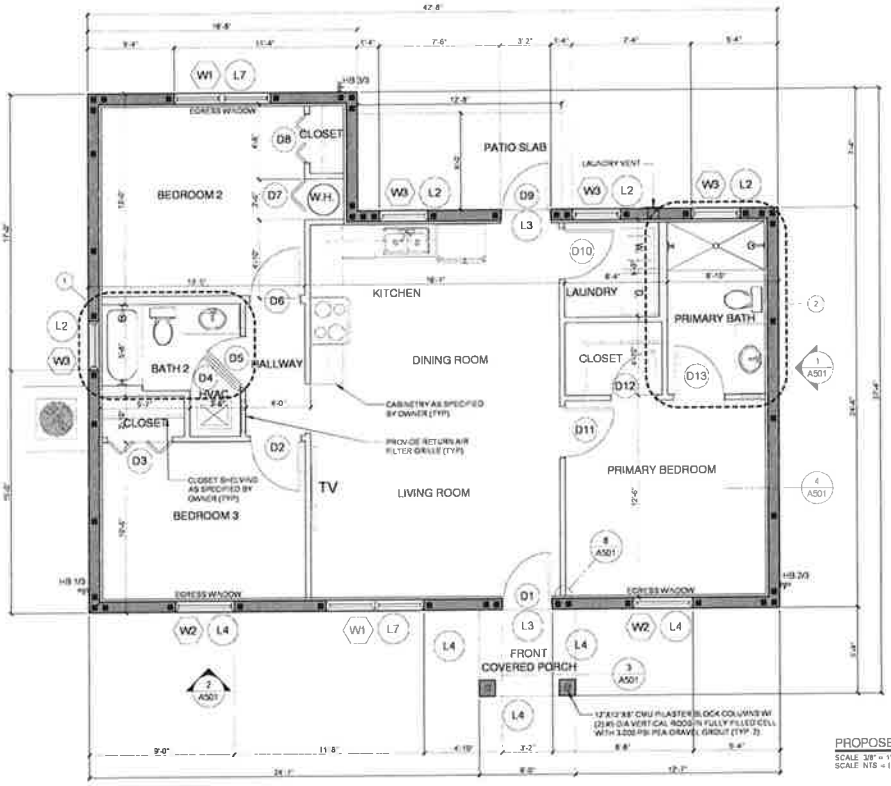

PROPOSED FLOOR PLAN
SCALE 3/8" = 1'-0" (PRINTED @ 24X36)
SCALE NTS = (PRINTED @ 11X17)

COPYRIGHT © 2024

REVISIONS

STATE OF FLORIDA
JOSEPH A. RISPOLI
AR95439
LICENSED ARCHITECT

Digitally signed by Joseph A Rispoli
DN: c=US, o=RISPOLI AND ASSOCIATES ARCHITECTURE, InQuireFax-A01410C000000[illegible]
Date: 2025.04.09 08:01:43 -04'00'

DIGITAL SIGNATURE
JOSEPH A. RISPOLI, A/A
ARCHITECT, FL LICENSE: AR95439

RISPOLI & ASSOCIATES
ARCHITECTURE, INC.
114 SOUTH MAGNOLIA AVENUE, OCALA, FLORIDA 34471
(352) 622-0000 WWW.RISPOLIARCHITECT.COM
JOE@RISPOLIARCHITECT.COM

A NEW RESIDENCE FOR:
CITY OF OCALA - CYNTHIA RAINES THOMAS
PARCEL 22126-001-00
OCALA, FLORIDA

CONSTRUCTION DOCUMENTS

DRAWN	PROJECT NO
RAA	2437
CHECKED	DATE
RAA	04.07.25

A201
SHEET NO.